

Active Sussex, Coach Bursary Tracking Survey February 2016 – The Results

Active Sussex asked coaches who had received funding from the Active Sussex Coaching Bursary to complete a survey with the aim of tracking the number of coaching hours and how the bursary has helped each coach.



The basics

32
total
responses

Level 2
continues to
be most
popular

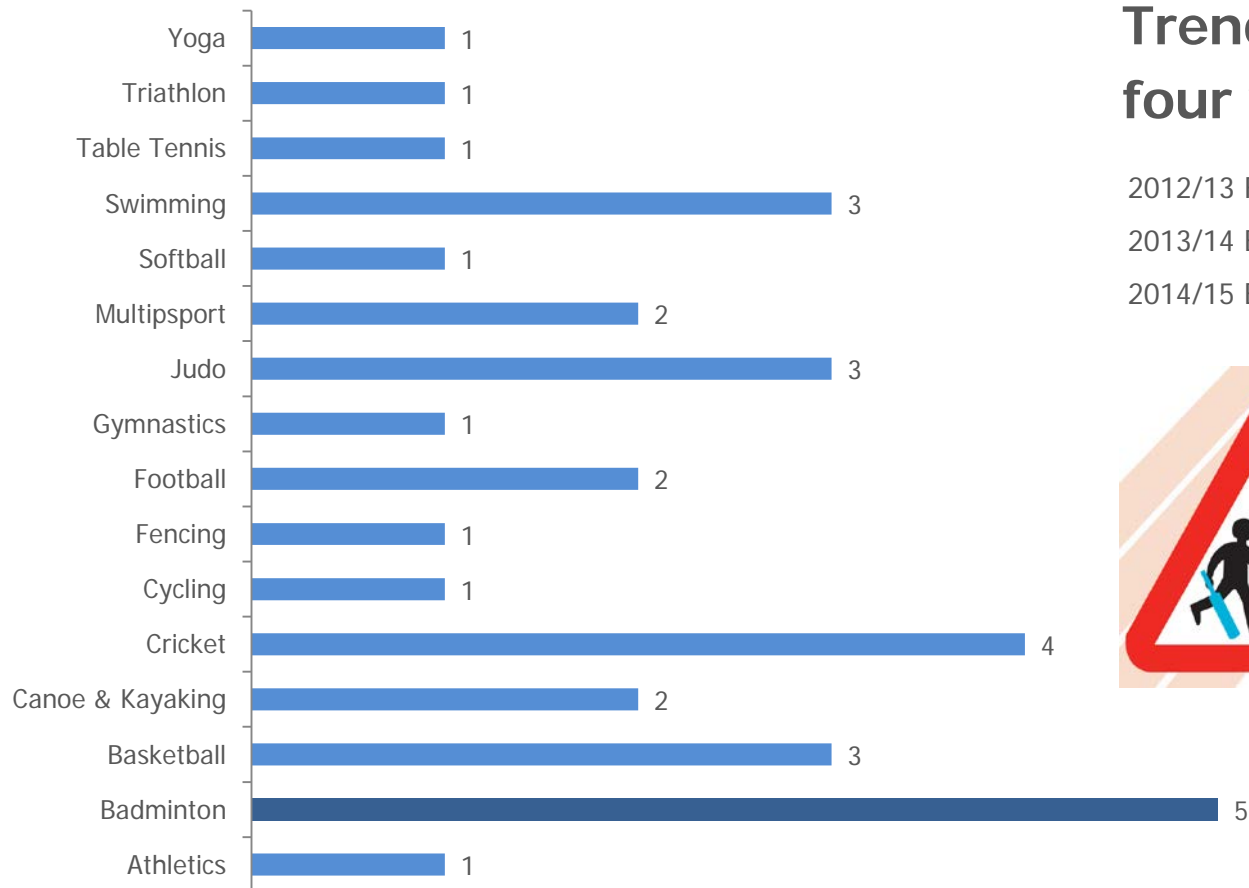
£45,815.90
invested into
coaching since
2011

8
coaches are
level 1

21
coaches are
level 2

1
coach is
level 3

What sport do you coach?



Trends over the last four years

2012/13 Football, Gymnastics and Table Tennis

2013/14 Basketball

2014/15 Badminton



Coaching pay

Unpaid
73%

Paid part-time or
sessional
27%

Paid full time
10%

Over the last 12 months have you typically coached in an unpaid/voluntary, paid part-time and/or paid full-time capacity? Tick all that apply


Trends over the last four years

Unpaid coaching has risen steadily over the last 4 years from:

49% in 2013/14

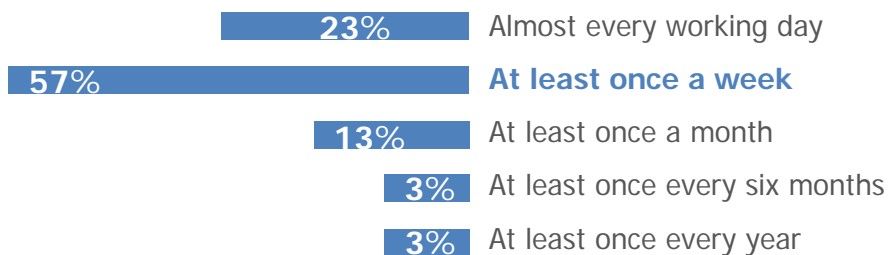
65% 2014/15

73% this year



Coaching hours

On average, how often have you coached in the last 12 months or, if applicable, in the last season?



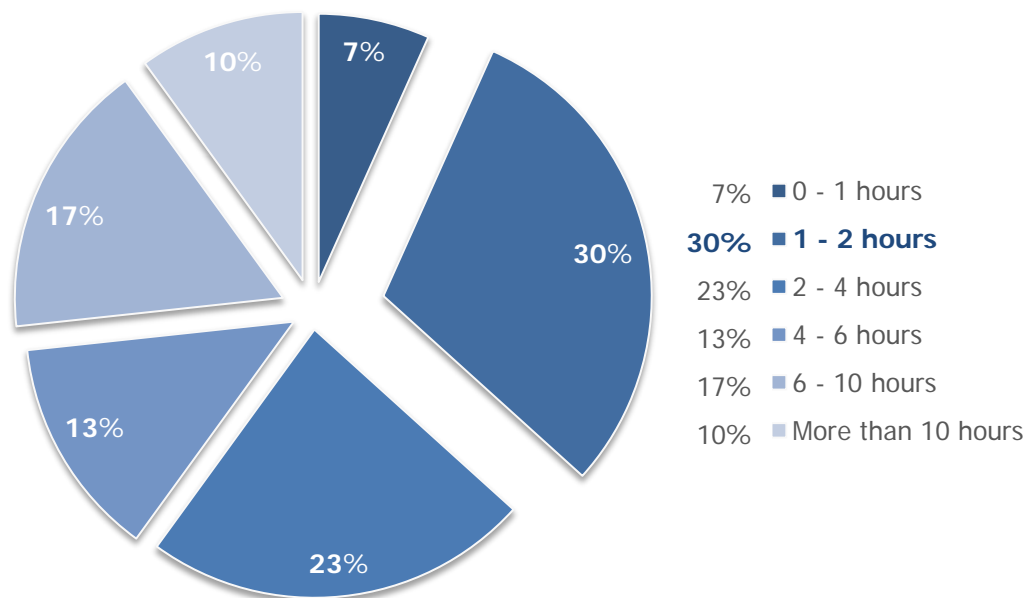
Trends over the last four years

At least once a week has been consistently the most popular response since 2012.

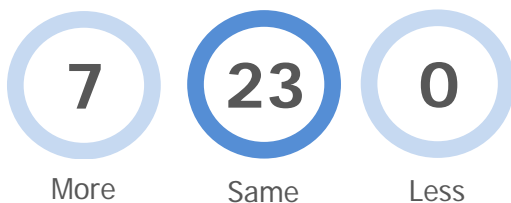
Almost every working day peaked in 2013/14 when it reached 31%. Last year saw it as its lowest of 14%. This has now averaged out at 23%.



...coaching hours continued



On average, how many hours do you coach per week over the last 12 months or, if applicable, in the last season?



Do you expect to do more, about the same, or less coaching over the next 12 months?

Trends over the last four years

Good news coaches are looking to do more or about the same amount of coaching in the next 12 months.

The average hours coached per week over the last four years is 2-4.



Your views

Positive

"The course I attended was extremely helpful; I've used aspects of it every day, I'm so grateful for the bursary!"

"I think I'm developing as a coach. I still get nervous before sessions - with larger groups. I'm trying to overcome this and will hopefully become more confident"

"The level 2 qualification has given me the chance to work with new players. This has led to an increase in the size of the club I coach at and an increase in the number of children receiving badminton coaching"

Negative/Constructive

"The 2-4 hours is just contact time but in reality it's at least double that when you include planning, travel, booking venues etc."

"It would be helpful if bursaries could be given to clubs to distribute to volunteers to help them with costs and expenses. It's hard to recruit coaches unless you are really passionate about what you do, there really is no incentive. You are sometimes a 'sitting duck' for abuse by parents unfortunately which does not encourage people to come forth. Some incentive to help recruitment and retention would be useful"

"Staff changes have meant we've lost some of the sessions that used to run. Hopefully things will pick up over the next year"

About the bursary

"Your bursary helped to get me qualified. In 2015 I won Youth Coach of the Year for the district council, so thanks are extended to you for making that possible"

"The bursary is essential as we struggle to get enough qualified coaches into the sport. The more barriers that can be removed the better"

"The bursary scheme has been brilliant. Without it I would not have been able to take my Level 1 Badminton. Anthony Statham has been very supportive and helpful. I am now working towards my Level 2!"

Coach development

"I feel more confident"


"It's a great stepping stone to help ease the financial strain of qualification costs"

"I've been able to help the juniors develop at our club"

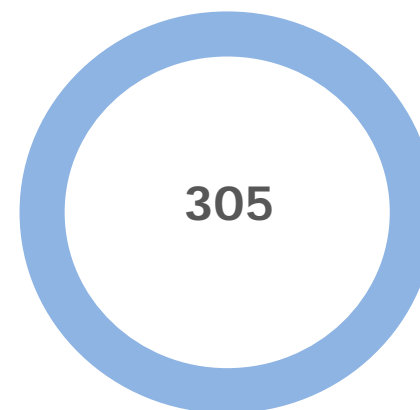
"Cycle coaching has opened up whole new avenues. I have more influence in the local community, am invited to be part of steering groups and have significantly changed the culture of my cycling club"

"I continue to learn and improve. The club has gone from strength to strength and continues to improve"

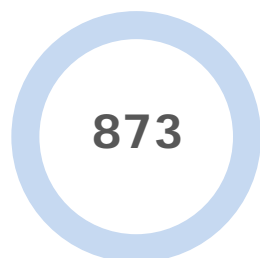
Coach bursary stats



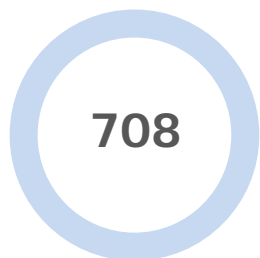
Total funding invested since 2011



Number of coaches receiving funding since 2011



Number of participants reached in 2015/16



Coaching hours received by 11 to 25 year old participants 2015/16

Funding Spent Since 2011

2011/12 = £1,378.50
 2012/13 = £10,440.90
 2013/14 = £17,200.50
 2014/15 = £7,718.75
 2015/16 = £9077.25
TOTAL = 45,815.90

Number of Coaches Receiving Funding Since 2011

2011/12 = 9
 2012/13 = 68
 2013/14 = 112
 2014/15 = 57
 2015/16 = 59
TOTAL = 305

Summary and next steps

Trends



The following trends have been identified over the past 4 years:

- Most coaches are qualified at level 2
- Unpaid coaching is on the rise
- Coaches often coach once a week
- 2-4 hours is the average a person coaches per week
- Coaches are committed

Recommendations



The survey's results will now be used by Active Sussex as part of an ongoing coach tracking study that will inform local coaching plans in 2016/17.

Active Sussex will continue to track and monitor the Coach Bursary Scheme to demonstrate impact against Sport England objectives.

Thank you to everyone who took the time to fill out the survey and contribute to sport in Sussex.
Active Sussex Club, Coach and Volunteer Team Anthony Statham and Gina Rogers